






Thursday 18th June 2020

Dear Year 1,

Here are some lovely activities for you to try today or tomorrow. These could be done in 10 - 20 min sessions.

<p><u>Reading &amp; Phonics</u></p> 	<p><u>Reading</u> - Read a book for 5-10 minutes today. Vocabulary questions you could ask your child. Can you find a word in the text that means the same as...? Find an adjective in the text</p> <p><u>Phonics</u> - Can you choose the sentence that makes sense? <a href="https://www.roythezebra.com/reading-games/sentences-that-make-sense-1-1.html">https://www.roythezebra.com/reading-games/sentences-that-make-sense-1-1.html</a></p>
<p><u>Writing</u></p> 	<p><u>Research</u> Can you do some research about your favourite sea creature? 1. Look in books or research online. 2. Make some notes or ask an adult to help you record some facts. If you have a printer you could print some fact sheets about the sea creature. <i>Challenge - To write the notes about the sea creature yourself.</i> <i>You will need your notes for next week.</i></p>
<p><u>Maths</u></p> 	<p><u>Measurement - Capacity &amp; Volume</u> Watch the video <a href="https://vimeo.com/420581067">https://vimeo.com/420581067</a> If you have a garden this activity could be completed outside. 1. Collect the containers you used on Monday. 2. Have a large jug or water and a cup. 3. Choose 1 container. 4. Pour water into a cup and count how many cups fill the container. 6. Use the maths language to describe what you have found out. Which container holds the largest capacity and volume of water? Which container holds the least capacity and volume of water?</p> <p>Maths words - capacity and volume, full, empty, more than, less than, half, half full, quarter. <i>Challenge - Use a measuring jug to see how many milliliters (ml) or litres of water a container holds.</i></p>
<p><u>Other activities</u> <u>PSHCE</u></p> 	<p><u>PSHCE - Healthy lifestyle</u> Watch the videos about being healthy. <a href="https://www.bbc.co.uk/bitesize/clips/zqg7tyc">https://www.bbc.co.uk/bitesize/clips/zqg7tyc</a> <a href="https://www.youtube.com/watch?v=mMHVEFWNLMc">https://www.youtube.com/watch?v=mMHVEFWNLMc</a> Can you draw a picture of your favourite fruit and vegetables?</p> <p><u>Art</u> Listen to the story Hooray For Fish on Seesaw and watch the video. <a href="https://vimeo.com/52877670">https://vimeo.com/52877670</a> Can you make your own sea creature? What bright colours and patterns could you choose?</p>
<p><u>Seesaw App</u></p> 	<p>Have a go at some of the new activities on Seesaw.</p>

If you have anything you'd like to ask us, you can email us at [maple@stmargaretsprimary.org.uk](mailto:maple@stmargaretsprimary.org.uk) or [chestnut@stmargaretsprimary.org.uk](mailto:chestnut@stmargaretsprimary.org.uk). More on next week!! Take care!

Miss Wilson

Mrs Love

Mrs Hendrick