







Thursday 11th June 2020

Dear Year 1,

Here are some lovely activities for you to try today or tomorrow. These could be done in 10 - 20 min sessions.

<p><u>Reading & Phonics</u></p> 	<p><u>Reading</u> - Read a book for 5-10 minutes today. If you can't read a word can you break it up? Are there any sounds you know? Do you know a word that looks like it? What could it say?</p> <p><u>Phonics and Punctuation</u> - Can you play the full stop game? https://www.roythezebra.com/reading-games/full-stop-1.html</p>
<p><u>Writing</u></p> 	<p><u>Poetry</u> Listen to the seaside poems on the Seesaw app. Can you write a seaside poem describing the seaside or something you might find at the seaside. You could create a poem about the sand, waves, pebbles, lighthouse, seaweed, ice-cream etc.</p> <p><i>Challenge - Think about the layout of your poem on the page. You could add some descriptive words and rhyming words.</i></p>
<p><u>Maths</u></p> 	<p><u>Measurement - Mass & weight</u></p> <ol style="list-style-type: none">1. Go on a hunt around your home or garden. Collect some objects you could weigh.2. Find the three labels. you already have Heavy, Light and equal =.3. Make two more labels Heavier than and Lighter than.4. Compare 3 or 4 objects by holding two at a time. One in each hand. Feel how heavy they are.5. Sort the objects next to the correct sign.
<p><u>Other activities</u> <u>Art and Computing</u></p> 	<p><u>Art</u> Can you paint a seaside picture? You could use your water colours to show the different colours of the sand, sea and sky.</p>  <p><u>Computing</u> https://pbskids.org/molly/games/dogsled</p>
<p><u>Seesaw App</u></p> 	<p>Have a go at some of the new activities on Seesaw.</p>

If you have anything you'd like to ask us, you can email us at maple@stmargaretsprimary.org.uk or chestnut@stmargaretsprimary.org.uk.

More next week. Take care!

Miss Wilson

Mrs Love

Mrs Hendrick