








Year 3 - Thursday 30th April 2020

Hello, once again, Badgers and Otters! We are so pleased that so many of you have managed to Log In to Google Classroom and have left a comment for us or had a chat to your classmates. Here is your next instalment of Home Learning. Don't forget you can email us any questions that you have or something important you want to tell us. If it is a question that you want to ask the class or some news that you want everyone to know, post it on the 'Stream' in Google Classroom! Have fun!

<u>English</u>	
Reading 	Read some of your reading book and write in your reading diary. This week, we would like you to write a book review about the book you are reading, or one that you have read since school has been closed. You can print out the Book Review sheet which we will upload to the website or you can make your own (remember to include things such as title of the book, author and illustrator, fiction/non-fiction, what you liked or didn't like, who you would recommend the book to, how many stars would you give it and why).
Spelling 	This week, we would like to you think about what happens when you add the suffix 'ing' to words like shop, swim, grab, run, jog, trip. What happens to the words when you add 'ing'? Can you spot a rule? Is it a new rule or one you have spotted before? What does it do to the tense of the word? Play a game of hangman with these words with the suffixes added or make a list of other words with either 'ed' or 'er' that follow the same rule.
English task 	It's now time to write the last two paragraphs of your missing chapter by looking at boxes 5 and 6 on your plan. Remember in box 5, something strange happens to your child and in box 6, the Oomp-Loompas are called for to come and remove your child from the room (the Oompa-Loompas do sing a song - I will upload a template for this next week for you to have a go at completing!) Don't forget that we will be looking for creativity along with capital letters and full stops, alliteration, commas in a list, adjectives, similes, adverbs and verbs. An example can be found at the bottom of this page but please try to come up with your own ideas. We are really looking forward to reading your missing chapters, but don't email them to us just yet. We will let you know when they are ready to be sent to us!
<u>Maths</u>	
Mental maths  $5 \times 8 =$ 40	Play on Times Table Rock Stars and Hit the Button. Add your score in to your red book OR make cards with the questions and answers on for the 4 or 8 times table. How quickly can you match them up? Can you time yourself doing them? Can you turn them all over and play with a partner?
Maths task 	What's the time? Can you tell the time to the nearest minute on an analogue clock (a clock with a face). Try this website https://mathsframe.co.uk/en/resources/resource/116/telling-the-time Click on telling the time to the nearest minute. If you are finding it tricky, try telling the time to the nearest 5 minutes. Or you could make your own clock with a paper plate or draw around a plate to make a circle. You can attach hands with a split pin or use blue tac. Can you add the hours and minutes? Challenge - See if you can have a go at solving some of these. The answers will be available on the BBC bitesize website from Monday. https://www.bbc.co.uk/bitesize/articles/zbqrcqt
<u>Other</u>	



<p>Subject 1: Faith and Wonder</p>	<p>This half term our unit focuses on 'People of God'. Look at the picture (taken from 'the big frieze') What do you see? What do you think it means? Write down your ideas or talk about them with someone at home. Then answer this question What would it be like to be chosen by God to do a special task?</p> <p>People of God</p> 
<p>Subject 2: Music</p>	<p>This term we were due to perform some singing in a round. That's rather tricky at the moment so check out this cool lesson on BBC Bite size "what is a musical performance?" https://www.bbc.co.uk/bitesize/topics/zcbkcj6/articles/zwnfng8 Join in and have fun!</p>
<p>PE</p> 	<p>The Virtual Sussex School Games started this week. If you have not had a chance to take a look yet, go for it! Get your heart rate up and learn some new skills. We would like to see as many of you as possible representing the school from home (there are prizes for individuals and schools!!!). Get your grown-ups involved too as there is an active adult competition too! Check out the opening ceremony at https://www.youtube.com/watch?v=DJOnsyR183o&safe=true Go to https://www.activesussex.org/virtual/ for all the videos and information. This week is hockey but do not worry, if you have not got any hockey sticks or balls, you can use any racket, bat or even a broom with any ball or even a ball made of socks!!! Give it a go!!</p>
<p>Google Classroom</p>	<p>If you haven't already, go to Google Classroom and take the Charlie and the Chocolate Factory Quiz. Your scores will automatically be sent to your teacher so there is no need to email them to us. You have until Monday 4th May. Good Luck!</p>

English Example:

Now, the Swirly Chew-Chew Machine was clearly not used to having children placed inside it and it began to rattle, rumble, grumble and shake. The machine made a loud burping sound and out popped Marvin Prune although, he didn't look much like a boy anymore! He was all squashed up in to a square with tiny hands and legs poking out of the side and bottom, a tiny square head upon a skinny little neck on top and he had a large swirl printed on his front and back.

"Oh, what has happened to my darling little boy?" cried Mrs Prune.

Mr Wonka gave a little whistle and immediately three Oompa-Loompas were by his side. He whispered in their ears and they disappeared. They returned on a little truck, a bit

like a golf buggy with a trailer on the back. They proceeded to load Marvin Prune in to the trailer and his mother on to a seat and then drove off. As they went, they began to sing...

Your next learning will be on Tuesday 5th May.

Take care everyone x