


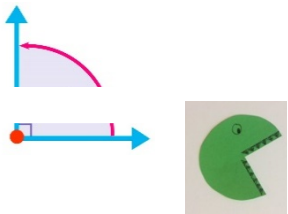




Year 3 - Monday 29th June 2020

Welcome to another week of Home Learning, we hope you've had a lovely weekend. We are continuing to share work on a Monday and Thursday. Don't forget to upload your work to Google Classroom or send it to your teacher/s via email. We love seeing what you have been up to.

<u>English</u>	
<p>Reading</p> 	<p>Have a look through the Roman reading documents loaded up on to the website. There are 3 different levels of reading and questions linked to The Romans. Choose the level you feel is suitable, read through the information and have a go at answering the questions. For Level 2, the questions and answer are included in a separate document. For Levels 1 and 3, the questions and answers follow underneath the writing. Please only check the answers when you have finished, and not before!</p>
<p>Spelling</p> 	<p>This week, we would like to you think about words which have the suffix 'ous' e.g. tremendous, dangerous. Make a list of as many words that you can think of which have the 'ous' suffix - you may want to search some up on Google, but be sure to ask an adult first! If you find some that you don't know the meaning of, look this up too. Write out the words in your red book, play hangman or create a word search with them. Or, like last week, you may want to make the words using Scrabble tiles.</p>
<p>English task</p>	<p>We have now finished our work on The Iron Man so over the next few weeks our English work is going to link to our topic - The Romans!</p> <p>We have found a new non-fiction book called 'So You Think You've Got It Bad? A Kid's Life in Ancient Rome' and will load up pages from it to Google Classroom for you to read through and then complete an activity.</p> <p>Today we would like you to read through the four pages about Roman Clothes and hairstyles. Then, using a plain piece of paper or the uploaded writing frame, see if you can find at least 6 facts about Roman Clothes and Hairstyles and write them down. If you are using plain paper, you will need to have the page landscape and divide it in half from top to bottom. Write the Roman Times facts on one side and the Life Today facts on the other side. Try to make sure that you match your facts e.g. Roman Times - They wore togas or tunics. Life Today - We can wear pretty much whatever we like: skirts, shorts, jeans, trousers etc</p> <p>When you have added your facts, try and add some pictures and a fancy border (I tried but it wouldn't copy over, sorry!) We are going to complete a few of these pages and make a little book comparing the life of a Roman child with our lives today. Don't put your book together yet - we will do this later on!</p>
<u>Maths</u>	
<p>Mental maths</p> 	<p>Play times table rock star OR make a spinning paper plate times table wheel. Watch the video to find out how.</p>
<p>Maths task</p> 	<p><u>Right angles</u> - Watch the first video on Right angles in shapes https://whiterosemaths.com/homelearning/year-3/</p> <p>Then do one of these tasks:</p> <ul style="list-style-type: none">✓ try the activities on the BBC https://www.bbc.co.uk/bitesize/articles/zwy3trd and make an angle checker and see what items you can find with a right angle✓ the activities on the worksheet, some of which could be drawn out in your red books

Other

<p>Subject 1: Topic</p>	<p>The Roman Invasion - Go to the website https://www.bbc.co.uk/bitesize/articles/z4dts4j, read the information and watch the 3 mini videos about why the Romans invaded Britain. Then have a go at one of these activities:</p> <ul style="list-style-type: none">➤ Create a wanted poster for Boudicca➤ Draw a comic strip showing the story of how the Romans conquered Britain.➤ Show your learning in any way you would like to e.g. blog, video, animation, poster, mini book, Lego model animation etc
<p>Subject 2: Art</p> 	<p>Last week you began to create your own piece of Roman mosaic artwork. If you have not finished this, please carry on with that today.</p> <p>If you have finished, you might like to design your own Roman Shield. Have a look at the Roman Shield PowerPoint uploaded to the website and then use the template to design your own. You could even use your watercolours to paint it. Remember to not add too much water as the colours need to be bright!</p>
<p>PE</p> 	<p>The Virtual Sussex School Games are still on and it is great seeing so many of you taking part. Maybe you could send us a video of you showing off your skills! The new focus for this week is RUGBY and the activities will be revealed on the website at 9.30. Go to https://www.activesussex.org/virtual/ to see what you have got to do. Don't forget to upload your scores by 12pm on Friday.</p> <p>OR try some exercise at https://family.gonoodle.com/ Total Motion is a great pop body workout https://family.gonoodle.com/activities/total-motion or the Bye, bye dance https://family.gonoodle.com/activities/bye-bye-bye Check it out!</p>
<p>Google Classroom</p>	<p>Why not upload your English fact page about Roman Clothes and Hairstyles Compared to Life in 2020. This will be the first page in your fact book.</p>

Your next learning will be on Thursday.

Take care everyone x