








Welcome to another week of Home Learning. We hope you are all keeping well. We have been so lucky with the weather recently. Here is your next instalment of work. Keep emailing us with anything that you are proud of, or even just to say 'Hi!' We love receiving your emails or messages on Google Classroom.

<u>English</u>	
<p><b>Reading</b></p> 	<p>Read some of your reading book and write in your reading diary. Use your bookmark to answer 2 questions. Write the questions and your answers in your red book.</p>
<p><b>Spelling</b></p> 	<p>This week, we would like to you think about what happens when you add the suffixes 'ed' or 'er' to words like shop, swim, grab, run, jog, trip. Can both suffixes be added to all of these words? Why/why not? What happens to the words when you add 'ed' or 'er'? Can you spot a rule? Play a game of hangman with these words with the suffixes added or make a list of other words with either 'ed' or 'er' that follow the same rule.</p>
<p><b>English task</b></p> 	<p>Last week, we asked you to write about the first two boxes on your plan. Today, you are going to write about the next two boxes (3 and 4) where 3 - your naughty child starts to fiddle with the machine and 4 - your child falls into the machine/does something naughty. Once again, this is only two paragraphs of writing.</p> <p>Like last week, please remember that we will be looking for creativity along with capital letters and full stops, alliteration, commas in a list, adjectives, similes, adverbs and verbs. An example can be found at the bottom of this page but please try to come up with your own ideas.</p>
<u>Maths</u>	
<p><b>Mental maths</b></p>  <div style="background-color: #007bff; color: white; padding: 5px; display: inline-block; margin: 5px;">5 X 8 =</div> <div style="background-color: #007bff; color: white; padding: 5px; display: inline-block; margin: 5px; width: 40px; text-align: center;">40</div>	<p>Play on Times Table Rock Stars and Hit the Button. Add your score in to your red book OR make cards with the questions and answers on for the 4 or 8 times table. How quickly can you match them up? Can you time yourself doing them? Can you turn them all over and play with a partner?</p>
<p><b>Maths task</b></p>  <p style="font-size: 2em; color: #007bff; font-weight: bold;">second</p>  <p style="font-size: 1.5em; color: red; font-weight: bold;">1min</p>	<p><b>How long? Investigate how long a minute <u>or</u> a second is.</b> Adults often say 'just wait a second' or 'in a minute' but how long is a minute or a second?</p> <p><b>Minute</b> -How long is one minute? Can your parent start a 1 minute timer on their phone while you shut your eyes and predict when you think one minute is up. How could you make your guess more reliable? E.g. count to 60 or use your heartbeat to help. How many times can you do something in 1 minute? E.g. bounce a ball against a wall, jump up and down, how many shuttle runs can you do with your hockey sticks and balls (see Specsavers Virtual Sussex School Games). You could watch <a href="https://www.bbc.co.uk/teach/class-clips-video/maths-ks1-ks2-ho-long-is-one-minute/zfk3cqt">https://www.bbc.co.uk/teach/class-clips-video/maths-ks1-ks2-ho-long-is-one-minute/zfk3cqt</a></p> <p><b>Second</b> - How long is a second? What can you do in a second? Snap your fingers, jump up, draw a dot, score a goal, say hi. Try listing what you can do in a second or make a mini video of you doing different things that al take 1 second and email them to us or upload them to Google Classrooms. Remember, always wash your hands for 20 seconds! You could watch <a href="https://www.bbc.co.uk/teach/class-clips-video/maths-ks1-ks2-how-long-is-a-second/z7fxpg8">https://www.bbc.co.uk/teach/class-clips-video/maths-ks1-ks2-how-long-is-a-second/z7fxpg8</a></p> <p><b>Challenge</b> - Find a TV guide (from a newspaper, magazine or using your remote control for your TV). Can you find a program which is 30min long? 1hr long? If you watched 3 of your favourite programs, how long would you be watching TV for? What is the difference between the longest and shortest TV program?</p>



## Other

### Subject 1: ICT



Having an email account is great but you need to be very careful when communicating online. Try this game to check if you make the right decisions online.

<https://www.digitalpassport.org/share-jumper.html>

Can you email us some rules which you think are important when you are online or put them on Google Classrooms so the whole class can see them. You might want to design a poster these rules either on the computer or with pencil and paper.

Remember - On Google Classroom, the whole class can see what you are posting and your email is private with who you send the email to but they could forward your email on to someone else.

### Subject 2: Art

Thank you to those of you who emailed pictures for the Retirement Living Charity - they have now been emailed off. We will let you know if we receive any feedback!

This half term, we would normally be looking at 2D and 3D robot art. Have a look at some of the pictures below, or Google some of your own and see if you can combine different parts of each one to draw your own robot. Think about what you notice about the drawing of robots. What shapes can you see? Did you need to use a ruler? Why?/why not?



### PE



The **Virtual Sussex School Games** launched yesterday - there is plenty of time to get involved. We would like to see as many of you as possible representing the school from home (there are prizes for individuals and schools!!!). Get your grown-ups involved too as there is an active adult competition too! Check out the opening ceremony at <https://www.youtube.com/watch?v=DJOnsyR183o&safe=true> Go to <https://www.activesussex.org/virtual/> for all the videos and information. This week is hockey but do not worry, if you have not got any hockey sticks or balls, you can use any racket, bat or even a broom with any ball or even a ball made of socks!!! Give it a go!!

### Google Classroom

Visit Google Classroom and take the Charlie and the Chocolate Factory Quiz. Your scores will automatically be sent to your teacher so there is no need to email them to us.

### English Example

All of a sudden, Marvin Prune went running over to the machine and started pressing all of the buttons.

"Oh, please don't do that. Do NOT press that BIG GREEN BUTTON," said Mr Wonka quietly.

"What? This one?" shrieked Marvin Prune pressing his long bony finger on the BIG GREEN BUTTON!

As soon as Marvin's finger touched the button, a big metal hand appeared out of nowhere, picked Marvin up by the back of his trousers and began waving him around in the air! It shook him up high above the metallic grey shoot and then released Marvin from its hold. Marvin went tumbling into The Swirly Chew-Chew machine...

**Your next learning will be on Thursday.**

**Take care everyone x**