





We hope you had a lovely break over the Easter holidays. Here are your home learning activities. Remember that we will be publishing activities on **Tuesdays** and **Thursdays** from now on. Don't forget to email us anything you are particularly proud of! Have fun!

English							
<div>Reading</div> <div></div>	Read some of your reading book and write in your reading diary. Use your bookmark to answer 2 questions. Write the questions and your answers in your red book.						
<div>Spelling</div> <div></div>	Choose 4 spellings from either the Year 1 and 2 or 3 and 4 lists to practise. Write them out 3 times and if you are unsure of their meanings, look them up and write these down too. Play a game of hangman with them or create a word search with these words in. Get someone in your family to find the words.						
<div>English task</div> <div></div> <div><table><tr><td></td><td></td><td></td></tr><tr><td></td><td></td><td></td></tr></table></div>							<p>Think back to the character you designed which could have appeared in Charlie and the Chocolate Factory. Today we would like you to plan out a missing chapter which includes your character and what happens to them. Divide a piece of plain paper up in to 6 equal boxes. In each box DRAW the following and label them with your own ideas and phrases. Remember to include adjectives (describing words), verbs (doing words), adverbs (words which describe how something is done) and similes e.g. it munched her up like a hungry lion.</p> <ol style="list-style-type: none">1. Your naughty child entering a room of your choice (e.g. The Swirly, Chew-Chew Room).2. Willy Wonka introducing the machine (of your choice) in the room.3. Your naughty child starts to fiddle with the machine.4. Your child falls into the machine/does something naughty...5. Something strange happens to your child e.g. their head starts spinning and spinning.6. Oompa Loompas are sent to rescue the child. <p>Do NOT start writing your missing chapter, this is the planning stage. We will begin to write shortly and we will give you instructions on how to do this. You will need your plan finished by Thursday!</p>
Maths							
<div>Mental maths</div> <div></div>	Play on Times Table Rock Stars and Hit the Button. Add your score in to your red book.						
<div>Maths task</div>	<div><div>Adding a tens number to any 2 digit number in my head</div><div>Make a set of number cards 0-9. Pick 3 cards from between 1-9 and then add the 0 to the last number. Can you add these numbers in your head?</div><div><div><div></div><div></div><div></div></div><div>=</div><div><div></div><div>0</div></div></div></div> <div><div>Eg 36 + 40 = 76 (add the tens 30+40=70, then add the 6 OR count up in tens e.g. 30, 40, 50, 60, 70 then add the 6 eg 71, 72, 73, 74, 75, 76)</div><div>CHALLENGE - Mrs Bray picks the cards 2, 7, 4, 0. How many different addition sentences can she make? Which will give her the highest and the lowest total? How do you know? Can you create your own problem like this?</div><div>BRAIN TEASER - complete this Sudoku puzzle by placing a number from 1 to 6 in every square, but with no number appearing more than once in each row, column or marked two or marked two-by-three area.</div></div>						

		6		3	
3	1	4		2	
		5	1	4	3
1	4	3	2		
	3		5	6	2
	6		3		



Other

Subject 1: Topic



We will be learning about volcanoes. Please make a mind map of all the things you ALREADY know about volcanoes e.g.

*what do they do?

*what causes them?

*where are they in the World (e.g. do we have one in Angmering, England, somewhere you have been to on holiday?)

Do NOT worry if you do not know much at the moment as we will learn more about them this term.

Extension - can you find out 3 facts about volcanoes that you did not know before

Subject 2: Art



We have been contacted by the Retirement Living Provider, *Lifestory*, who have asked us if we would like to create some pieces of artwork which we think will brighten the rooms of the homes where the elderly people live.

Your Task: design a picture that you think will help to keep people positive and cheerful, add some colour with pencils, paints and/or felt tips, take a photo of it and send it back to your class teacher. We will then email them off to Lifestory for you. Pictures due in by **Monday 27th April 2020**.

PE



Visit the website below and complete an Energizer activity, a Challenge activity and a Chillout activity.

<https://www.jumpstartjonny.co.uk/free-stuff>

Alternatively try one of the Joe Wicks Workouts - we hear they are pretty tough!

Why not have a look at Google Classroom?

See if you can find Google Classroom by clicking on the 3 x 3 dots next to where it says GSuite. Click on Classroom and see where it takes you. It will open up a new tab along the top of your screen. To get back to your email account, just close that Classroom tab by clicking on the cross. Check back here next week for a quiz...

Your next learning will be on Thursday.

Take care everyone x