

Welcome to your second instalment of Home Learning for this week. Don't forget to keep checking Google Classroom for any news from your teacher(s) or your friends. Have a great weekend everyone.

English

Reading



Read some of your reading book and write in your reading diary. Have a go at writing a new blurb for your book. Remember that a blurb is there to make you want to read more without giving away the whole story.

Spelling



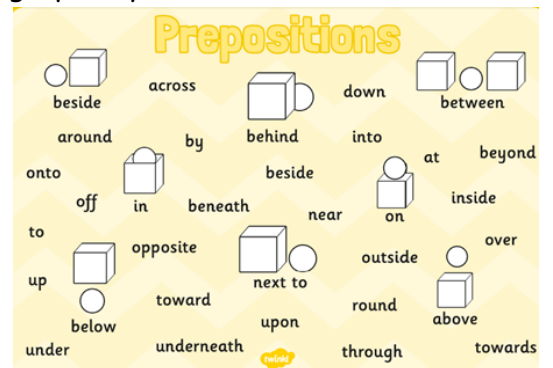
Today, we would like to you think about what happens when you add the prefix 'super' to words. What do you already know about words that begin with 'super'? Can this prefix be added to any word? Have a go at selecting some words that 'super' can be added to and think about what type of words these are. Write them in your red book and then play hangman with them.

English task

Verbs
Movement

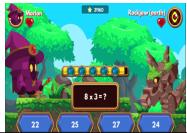
bounce	stroll
carry	stumble
collapse	tap
crawl	throw
dance	trudge
dash	turn
drive	walk
hit	wander
hop	wave
hurry	wind
jump	zoom
leap	
live	
pull	
push	
roll	
rotate	
run	
shake	
skip	
sneak	
spin	
split	

Read the second part of Chapter One - The Coming of the Iron Man, with an adult (at the bottom of your Home Learning). Think about how the Iron Man manages to rebuild himself. Use the poster about prepositions to help you write a paragraph about how the Iron Man rebuilds himself after his fall (remember prepositions are word/phrases used to describe a place, time or cause). You might like to use some of the movement verbs too. Write your paragraph in your red book and when you have finished, highlight or underline the prepositions you have used e.g. *The Iron Man's right eye rolled over the sand and fell inside the eye socket, on the metal head.*




Maths

Mental maths



Play times table rock star OR Marlon's Magical Maths Mission, an awesome platform game which tests your multiplication knowledge. <https://mathsframe.co.uk/en/resources/resource/383/Marlons-Magical-Maths-Mission-Multiplication>

Maths task



Capacity
Collect a range of different plastic containers. They could be spoons, cups, water bottles, shampoo bottles, jars (if you are careful), plastic boxes, medicine spoons/syringes, juice/coke bottles etc. How much do they hold? How could you find out? You could use water or sand to explore capacity. It might be less messy if you can do this outside!!
Can you work out how many millilitres there are in 1 litre?
Complete the tasks on the 'Capacity and Volume at home' activities. Please do not worry about printing this off, just read the sheet on screen and then draw them in your book.
Try this game <http://www.ictgames.com/mobilePage/capacity/index.html> OR https://www.transum.org/Maths/Activity/Reading_Scales/Default.asp?Level=1 up to level 2
Challenge 1 - can you use your bottles, spoons etc to make your own measuring jug out of an old bottle? You could write on the bottle using permanent marker or stick paper to part of it and write on it in pencil. What is the scale going to be? (the numbers the lines go up in)
Challenge 2 - Try the capacity challenges. _

Other

Subject 1: Science

<https://www.bbc.co.uk/bitesize/clips/z3mb9qt>

Watch this video clip about light.

Find online images or items around your home to photograph or draw that give natural and man-made light. Organize your findings under the two headings: Man-Made Light and Natural Light

For example:



Don't forget to email any questions... what would you like to find out about light?

Subject 2: PSHE/Circle Time



We are so lucky to have some beautiful sunshine to play in at the moment but it is really important that we protect our skin from the sun's powerful rays.

Watch some of the videos below or look at the power point saved on our website and then do ONE of the following

- ☺ design a poster
- ☺ design/make a hat
- ☺ design a t shirt
- ☺ make a song/rap
- ☺ make a TV advert

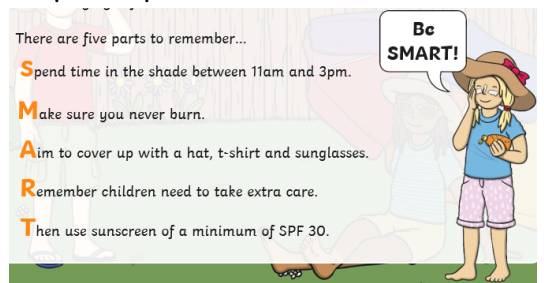
Or anything else you can think of to encourage children to stay safe in the sun!

<https://www.youtube.com/watch?v=Zc2wE5dVx3Y&frags=wn&safe=true>

<https://www.youtube.com/watch?v=WOv5HGOJYTA&safe=true>

<https://www.sunsafeschools.co.uk/resources/georgeTheSunSafeSuperstar/#page/28>

<https://www.youtube.com/watch?v=ZwpbuCJr63E&safe=true>



PE



The **Virtual Sussex School Games** launched two weeks ago but there is still plenty of time to get involved. We would like to see as many of you as possible representing the school from home (there are prizes for individuals and schools!!!).


Get your grown-ups involved too as there is an active adult competition as well!

Check out the opening ceremony at

<https://www.youtube.com/watch?v=DJOnsyR183o&safe=true>

Go to <https://www.activesussex.org/virtual/> for all the videos and information. This week is **football** but you could use any type of ball to try out your skills!

Google Classroom



Visit Google Classroom and have a look at the videos from Mrs Collins. Practise singing the songs and if you're feeling brave, upload a video of yourself singing one of them to Google Classroom, or email them to your teacher if you don't want everyone to see! If you don't want to film yourself singing, why not upload a video of yourself reading part of your favourite book?

Optional extra



Helping out – At St Margaret's school we are always looking at how we can help others. We would like to help the NHS and those who are caring for others in our local community so we are asking families to help us make some folded paper ear savers. When people wear face masks for long periods of time, their ears can become very sore as the elastic rubs and pulls on their ears. These 'ear savers' are quick and easy to make and hold the elastic in place on the back of their head. All you need is some paper! It could be scrap paper or even old magazines, catalogues or newspapers! If your paper is plain, you might want to write a nice message on it to cheer everyone up (please do NOT write NHS on them though as not all of them will be going to the NHS). These are currently going to Durrington Ambulance Station, Southlands Hospital, Mill View Hospital, Hove and St Wilfred's Hospice. **You will receive a certificate for every batch you make!** Please see the school newsletter for more information. It would be great to see how many the school can make!

Your next learning will be on Tuesday 19th May. 

Take care everyone x



English

The Coming of the Iron Man - Part 2

Only the sound of the sea, chewing away at the edge of the rocky beach, where the bits and pieces of the Iron Man lay scattered far and wide, silent and unmoving.

Only one of the iron hands, lying beside an old sand-logged washed-up seaman's boot, waved its fingers for a minute, like a crab on its back. Then it lay still.

While the stars went on wheeling through the sky and the wind went on tugging at the grass on the cliff-top and the sea went on boiling and booming.

Nobody knew the Iron Man had fallen.

Night passed.

Just before dawn, as the darkness grew blue and the shapes of the rocks separated from each other, two seagulls flew crying over the rocks. They landed on a patch of sand. They had two chicks in a nest on the cliff. Now they were searching for food.

One of the seagulls flew up - Aaaaark! He had seen something. He glided low over the sharp rocks.

He landed and picked something up. Something shiny, round and hard. It was one of the Iron Man's eyes. He brought it back to his mate. They both looked at this strange thing. And the eye looked at them. It rolled from side to side looking first at one gull, then at the other. The gulls, peering at it, thought it was a strange kind of clam, peeping at them from its shell.

Then the other gull flew up, wheeled around and landed and picked something up. Some awkward, heavy thing. The gull flew low and slowly, dragging the heavy thing. Finally, the gull dropped it beside the eye. This new thing had five legs. It moved. The gulls thought it was a strange kind of crab. They thought they had found a strange crab and a

strange clam. They did not know they had found the Iron Man's eye and the Iron Man's right hand.

But as soon as the eye and the hand got together the eye looked at the hand. Its light glowed blue. The hand stood up on three fingers and its thumb, and craned its forefinger like a long nose. It felt around. It touched the eye. Gleefully it picked up the eye, and tucked it under its middle finger. The eye peered out, between the forefinger and thumb. Now the hand could see.

It looked around. Then it darted and jabbed one of the gulls with its stiffly held finger, then darted at the other and jabbed him. The two gulls flew up into the wind with a frightened cry.

Slowly then the hand crept over the stones, searching. It ran forward suddenly, grabbed something and tugged. But the thing was stuck between two rocks. The thing was one of the Iron Man's arms. At last the hand left the arm and went scuttling hither and thither among the rocks, till it stopped, and touched something gently. This thing was the other hand. This new hand stood up and hooked its finger round the little finger of the hand with the eye, and let itself be led. Now the two hands, the seeing one leading the blind one, walking on their finger-tips, went back together to the arm, and together they tugged it free. The hand with the eye fastened itself on to the wrist of the arm. The arm stood up and walked on its hand. The other hand clung on behind as before, and this strange trio went searching.