



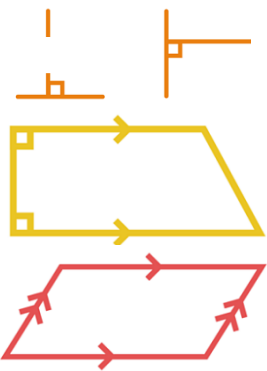







Welcome to the first full week in July and our penultimate week of Home Learning! This term has flown by! We hope that you are continuing to enjoy the work we are setting and that you are managing to find some time to rest and relax with your families also.

If you are particularly proud of a piece of work that you have completed, don't forget to upload it to Google Classroom or send it to your teacher(s) via email. We love seeing what you have been up to.

<u>English</u>	
<b>Reading</b> 	Read some of your reading book and write in your reading diary. Read the text about Roman Education - there are 6 pages and answer the following questions. What was your favourite fact? Would you like to be educated in the same way as a Roman child? Why/why not? Do you think it was a good idea to punish children in the way that they did?
<b>Spelling</b> 	Today we would like to you think about words ending in 'sion' e.g. expansion, extension. Write a list of as many as you can think of and then create a word search with the words hidden. You might even like to get an adult to test you on spelling some of these words by making them out of Scrabble tiles.
<b>English task</b> 	Continuing with our non-fiction book, today we would like you to read about the way Roman children were educated and think about how it is different to you coming to school every day. Like before, we will upload the text for you to read to Google Classroom and a writing frame for you to fill in (or you can make one of your own). We have one more way of life to read about, which will be uploaded on Thursday, before we begin to put our book together next week. Keep up the hard work, we've loved seeing your pages that you have uploaded to Google Classroom. If you haven't uploaded your work, why not have a go this week, or alternatively send it via email to your class teacher(s).
<u>Maths</u>	
<b>Mental maths</b> 	<b>Play times table rock star OR</b> play the card game on google classroom
<b>Maths task</b> 	Parallel and Perpendicular - Watch the <u>forth</u> video on Compare angles <a href="https://whiterosemaths.com/homelearning/year-3/">https://whiterosemaths.com/homelearning/year-3/</a> Scroll down the page and click on Week 9. It is under Lesson 4. Then do one of these tasks: <ul style="list-style-type: none"> <li>✓ Complete the White Rose worksheet on our home-school section on our website in your book or print it out</li> <li>✓ Look at <a href="https://www.bbc.co.uk/bitesize/articles/z64kvwx">https://www.bbc.co.uk/bitesize/articles/z64kvwx</a> then try the lined twinkl worksheet</li> <li>✓ Look at <a href="https://www.bbc.co.uk/bitesize/articles/z64kvwx">https://www.bbc.co.uk/bitesize/articles/z64kvwx</a> and draw your own sets of parallel and perpendicular lines and shapes, using the symbols to show the parallel and perpendicular lines. You could draw a house, Roman building or shield with parallel and perpendicular lines.</li> </ul>
<u>Other</u>	
<b>Subject 1: DT</b> 	We have come to the end of the unit of art work linked to The Romans, so we are going to go back to Design technology for the last couple of weeks (these are Mrs Keates' favourite DT lessons of the year - Roman Catapults!) Have a look at the Roman Catapults PowerPoint and then look through the Catapult Design Booklet - if you can't print it out, make a similar one of your own. Work through the activities and decide on the style of catapult you wish to make e.g. a pyramid or a lever catapult.

	<p>Remember that you will need to ask your grown ups for any resources you might need but <b>DON'T</b> make your Catapult just yet - we will have a <b>competition next week!</b> More details to follow, plus instructions, on next Monday's Home Learning sheet.</p>
<p><b>Subject 2: ICT</b></p> <div style="display: flex; justify-content: space-around; align-items: flex-start;"> <div style="text-align: center;">  <p>Vehicles</p> </div> <div style="text-align: center;">  <p>Rockets</p> </div> </div> <div style="display: flex; justify-content: space-around; align-items: flex-start; margin-top: 20px;"> <div style="text-align: center;">  <p>2Animate</p> </div> </div>	<p>Try one or two of these coding programs. You will need to login to Purple Mash by putting in the school's postcode BN16 4LP and then the user name: Year3, password: Year3</p> <p>Remember to read the instruction carefully, go onto the ? symbol for more help and try, try again!</p> <p>Vehicles <a href="https://www.purplemash.com/app/code/gibbon/vehicles">https://www.purplemash.com/app/code/gibbon/vehicles</a></p> <p>Rockets <a href="https://www.purplemash.com/app/code/timers/fireworks2">https://www.purplemash.com/app/code/timers/fireworks2</a></p> <p>OR show what you remember about making an animation by login into Purple Mash and use 2animate and make an animation and share it with us. Remember to use your name within the name of your animation so we know who made it. We can't wait to see them! <a href="https://www.purplemash.com/#app/tools/2ani">https://www.purplemash.com/#app/tools/2ani</a></p>
<p><b>PE</b></p> <div style="text-align: center;">  </div>	<p>To join in with the <b>Virtual Sussex School Games</b>, go to <a href="https://www.activesussex.org/virtual/">https://www.activesussex.org/virtual/</a> for all the videos and information. This week is <b>GOLF</b>. Don't forget to upload your scores by 12pm today!</p> <p><b>OR</b> try these activities on Go Noodle <a href="https://family.gonoodle.com/activities/raise-the-roof-back-to-school">https://family.gonoodle.com/activities/raise-the-roof-back-to-school</a> Raise the roof back to school</p> <p><a href="https://family.gonoodle.com/activities/saved-by-the-bell">https://family.gonoodle.com/activities/saved-by-the-bell</a> saved by the bell</p>
<p><b>Google Classroom</b></p>	<p>Find a piece of work that someone has uploaded to Google Classroom. Leave them a positive comment about what caught your attention or what you think they have done well e.g. handwriting, good information, lovely pictures.</p>

**Your next Home Learning will be on Thursday 9<sup>th</sup> July.**

**Take care everyone x**