







## Year 4 - Monday 29<sup>th</sup> June 2020

Good morning, Year Four! Here are your home learning activities. Check out Google Classroom for your teacher's handy lessons/quizzes and stories. Why not upload some of your best work there for us all to celebrate!

<u>English</u>	
<b>Reading</b> 	<p>Read your home reading book (or a book online) for fifteen minutes daily. Find an example in your reading of each of the following:</p> <p><b>Statement</b> - A statement is a sentence that gives you information and ends with a full stop. <b>Question</b> - A question is a sentence that asks something and usually ends with a question mark.</p>
<b>Spelling</b> 	<p>We are now recapping words previously covered.</p> <p><b>Make sure you know</b> the following by practicing spelling eight words from the Year 3 and 4 <b>required</b> spelling list! (LOOK, COVER WRITE, CHECK) repeat across the page.</p> <p><i>You can find these words on our website under home learning or by typing in 'Year three and Four Spellings' into Google.</i></p>
<b>English and Art task</b>	<p>Choose your favourite Movie or story book. <b>Draw a front cover for this movie/story with the characters in it (you can trace it if you like).</b></p> <p>Now write underneath one of each of the following sentence types:</p> <p><b>Statement:</b> Say something factual about this picture.</p> <p><b>Question:</b> What question might someone ask about this picture?</p> <p><b>Command:</b> what might one of the characters be saying? Remember to use inverted commas (speech marks).</p> <p><b>Exclamation:</b> say something exciting about this picture.</p>
<u>Maths</u>	
<b>Mental maths</b> 	<p><b>Play Times Tables Rock Star!</b></p> <p>Make division cards for two of the following times tables, 2, 3, 4, 5, 6, 7, 8, 9 or 10. Write the division number sentence on one card and the answer on the other. <i>Then mix them up, how quickly can you match them?</i></p>
<b>Maths task</b> 	<p><b>Sketch two examples</b> of different <b>quadrilaterals</b> using a ruler, and <b>label</b> the properties and size (measure the length of each side with a ruler, metre stick or tape measure in cm/m). Try to use these words when you label your shape: vertices, edges, lines of symmetry, right angle - this is an angle of 90 degrees which looks like an L shape.</p> <p>Take photos of these to post on Google Classroom if you like!</p>
<u>Other</u>	
<b>Computing</b> 	<p>On Microsoft Word (or plain A4 paper) design a <b>welcome page of a website</b> that you would like to create one day. This can be based on anything that interests you - pets, Minecraft, baking, nature, travel - think about what your website is for - is it to sell things, teach people, entertain (gaming website)? Etc...</p> <p>Include images from the internet or hand drawn pictures and words such as 'Click here' or 'Contact us'. You may want to look carefully at other websites that are similar to yours to give you ideas!</p>
<b>PE</b> 	<p>The <b>Virtual Sussex School Games</b> are still on and it is great seeing so many of you taking part. Maybe you could send us a video of you showing off your skills!</p> <p>The new focus for this week is <b>RUGBY</b> and the activities will be revealed on the website at 9.30. Go to <a href="https://www.activesussex.org/virtual/">https://www.activesussex.org/virtual/</a> to see what you have got to do. Don't forget to upload your scores by 12pm on Friday.</p>

Take care everyone and God Bless....

The Year Four Team x