


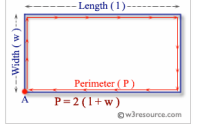





Year 4 – Monday 6th July 2020

Good morning, Year Four! Here are your home learning activities. Check out Google Classroom for your teacher's handy lessons/quizzes and stories. Why not upload some of your best work there for us all to celebrate!

<u>English</u>	
Reading 	Choose a news article from Newsround: https://www.bbc.co.uk/newsround Write three facts about what you found out and include your own opinion about the article (for example, how did you feel about it?)
Spelling 	We are now recapping words previously covered. Make sure you know the following by practicing spelling eight words from the Year 3 and 4 required spelling list! (LOOK, COVER WRITE, CHECK) repeat across the page. <i>You can find these words on our school website or by typing in 'Year three and Four Spellings' into Google.</i>
English and Art 	Choose a Rainforest Creature. Write and acrostic poem about that creature and illustrate with your best sketches or images from the Internet! Share is on GC if you like! Watch this clip from BBC Bitesize to help you remember what an acrostic poem is! https://www.bbc.co.uk/bitesize/topics/z4mmn39/articles/ztdvw6f
<u>Maths</u>	
Mental maths 	Play Times Tables Rock Star for at least ten minutes! Explore the Top Marks website which has a whole section on Perimeter and Area . Start with this Minecraft-style activity where you click and drag the SAME COLOUR small squares to make a shape and find the perimeter - http://toytheater.com/area-perimeter-explorer/ <i>Can you create a shape with a total perimeter of 20cm?</i>
Maths task 	1. Watch this clip to remind you about how to find the Perimeter of a shape. https://www.youtube.com/watch?v=6mopAggjkVM&safe=true 2. Using last week's 2D shapes (polygons) which you drew (from your shape hunt) measure each side in Centimetres or Metres and find the Perimeter of each shape. What do you notice? Record your number sentence as an addition sentence or a Multiplication sentence to show your workings out.
<u>Other</u>	
Computing 	Create a Beach Safety Poster using Microsoft Word. Change the font style and size and insert some interesting images or clip Art onto your poster. Watch this fun Minion You Tube clip to help you! https://www.youtube.com/watch?v=vxAsoBXmCJk&safe=true The RNLI also have some great water/beach safety resources to explore (and some free downloads) - https://rnli.org/youth-education/water-safety-from-home
PE 	The Virtual Sussex School Games are still on and it is great seeing so many of you taking part. Maybe you could send us a video of you showing off your skills! The new focus for this week is GOLF and the activities will be revealed on the website at 9.30. Go to https://www.activesussex.org/virtual/ to see what you have got to do. Don't forget to upload your scores by 12pm on Friday.

Take care everyone and God Bless....

The Year Four Team x