





Year 4 - Tuesday 2nd June 2020


Good morning, Year Four! Here are your home learning activities. We will continue to publish activities on **Tuesdays** and **Thursdays**. Also check out Google Classroom for your teacher's handy lessons/quizzes and stories. Why not upload some of your best work there for us all to celebrate!



Reading 	<p>Read your home reading book (or a book online) for fifteen minutes daily.</p> <p>Divide a plain page in your book (landscape) into quarters and label one box each: Nouns, Verbs, Adjectives and Adverbs. Then collect some interesting vocabulary from your book to put into each of these sections.</p>
Spelling 	<p>Learn the first five words for this week's spellings; using the methods we use at school. LOOK COVER WRITE repeat across the page:</p> <p>BRONZE: wild, most, both, children, climb</p> <p>SILVER: middle, little, simple, triangle, business</p> <p>GOLD: puzzle, giggle, handle, rectangle, calendar</p>
English task	<p>https://www.youtube.com/watch?v=J1Teb-jTyl&t=67s&safe=true</p> <p>Watch the link above from YouTube of the telling of the lovely story - 'The Great Kapok Tree.'</p> <p>Write down in a list - Which was your favourite part of the story? Why do you think the author wrote this story? What do you think the message is? Do you know any other stories with a similar message?</p>

Maths

Mental maths 	<p>Try out Marlon's Magical Maths Mission, an awesome platform game which tests your multiplication knowledge. https://mathsframe.co.uk/en/resources/resource/383/Marlons-Magical-Maths-Mission-Multiplication</p>
Maths task 	<p>Time (Continued) Make and annotate a clock face:</p> <p>Using a paper plate or a large circle cut from card (you could use the inside of a cereal box), create your own analogue clock face.</p> <ol style="list-style-type: none">1. Write on the correct hour numbers.2. Draw a faint line dividing the clock (from 12 to the 6) into half and label it with 'past' and 'to' the hour.3. Write on the 5 minute intervals e.g. 5 minutes past, 10 minutes past etc.4. Make a short and long hand and show the different times of day that you have mealtimes. <p><i>Challenge: Write the digital time of your mealtimes next to the analogue times you have made.</i></p>

Other

ART 	<p>Draw your own version of 'The Great Kapok Tree'. If possible, go outside to a green space or your garden and sketch a beautiful tree of your choice, really paying attention to detail. What animals and birds might you include? You may print out pictures from the internet to add to your work of Art, if you prefer. Share your</p>
--	---

	work on Google Classroom for fun!
Computing 	Log in to Purple Mash. This can be accessed from the school website/children's area/purple mash: Username: Year4 (case sensitive) Password: Year4 (case sensitive) Access the 2Code section and Chimp and have a go at coding the different programs and tinkering to make them.
PE 	The Virtual Sussex School Games launched four weeks ago but there is still time to get involved. We would like to see as many of you as possible representing the school from home (there are prizes for individuals and schools!!!). Get your grown-ups involved too as there is an active adult competition as well! Go to https://www.activesussex.org/virtual/ for all the videos and information. This week is Netball and Basketball!

Take care everyone and God Bless,

The Year Four Team x