



Handling Data

Different kinds of creature living under a log were counted. Look at the bar chart showing the results and answer the questions.

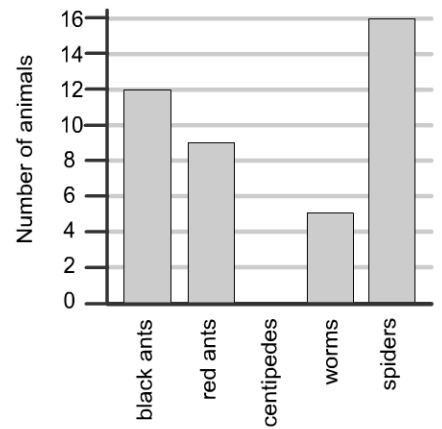
Q1

How many worms were found?

Which creature occurred most?

How many more black ants than red ants were there?

Numbers of creatures found under a log



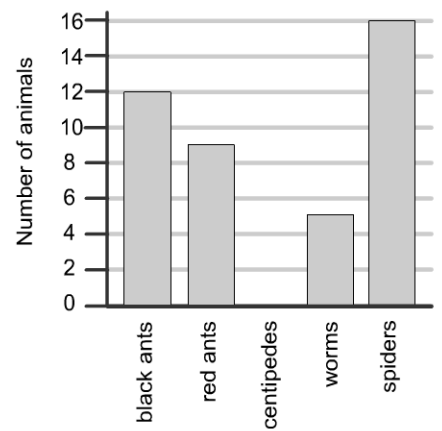
Q2

What was the total number of ants found?

What was the total number of creatures found?

How many more black and red ants than other creatures were there?

Numbers of creatures found under a log





Handling Data

Some children were asked how they come to school. Look at the bar chart showing the results and answer the questions.

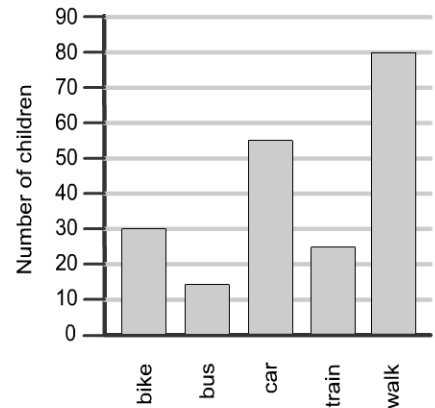
Q3

How many children walk to school?

What is the least popular way of coming to school?

How many more children walk than come by car?

Methods of school transport used by year 9



Q4 What was the total number of children who answered this survey?

If the train is cancelled one day, the children who usually take a train will have to take the bus. What will the total number of children taking the bus be?

There is a National Energy Conservation Day and there are no buses or trains running. How many children will need to come to school in a different way?

Methods of school transport used by year 9

