









Year 4 - Thursday 25th June 2020

Hello again, Year Four! Here are your second weekly batch of home learning activities. Well done for all your effort so far, we hope you will enjoy these!

<u>English</u>	
Reading 	Read your home reading book (or a book online) for fifteen minutes daily. Continue with trying to describe a story orally to a member of your family. Record yourself!
Spelling 	Try to learn the next five words for this week's spellings; using the methods we use at school. LOOK COVER WRITE BRONZE: pass, plant, path, bath, hour SILVER: complete, favourite, learn, popular, special GOLD: circle, famous, knowledge, perhaps, separate Get an adult or another child to test you!
English task 	I WOULD BE A..... Write about what animal you would be if you could change like Charlie into an animal. Write a short paragraph explaining your choice and why you chose that animal. Continue reading the Story on Youtube.
<u>Maths</u>	
Mental maths 	https://www.topmarks.co.uk/Flash.aspx?a=activity04 Outsmart the Mission 2110 Roboidz by ordering the negative numbers in ascending order. This is quite a challenging game(for 10-11 years) but give it a go if you are confident. (You will need to enable flash in settings. Otherwise continue with Time table Rockstars).
Maths task 	Negative Numbers cont.... Use the PowerPoint to continue your mental maths starters (using one page each day). Try the "Negative number maze". The one star worksheet is the easiest, the three star the hardest. Do the one you feel confident doing.
<u>Other</u>	
Topic Mountains 	Human Geography Look at the Powerpoint on Mountain Environments. Discuss the PowerPoint with an adult or a child. Write a letter to a friend recommending one of the Mountain ranges which you feel would interest them most.
Living Things 	Looking at differences between Species: Collect as many different flowers as you can (do not over pick, one of each, preferably wild growing) Draw and label them (try at least 6). List similarities and differences between them. Different species of animals are continually being discovered. https://www.youtube.com/watch?v=GCwPFCfq8IE&safe=true check out the dancing frogs.
PE 	Remember Joe Wicks - P.E with Joe! Join in with his fitness sessions on YouTube or Jump Start Johnny or create an obstacle course in your garden!

Take care everyone and God Bless.

The Year Four Team x