




Year 4 - Thursday 2nd July 2020

Hello again, Year Four! Here are your second weekly batch of home learning activities. Well done for all your effort so far, we hope you will enjoy these!


English


**Reading**  

 Read your home reading book (or a book online) for fifteen minutes daily. Find an example in your reading of each of the following:  
**Command** - A command tells you to do something and is usually a short sentence that can end with an exclamation mark. **Exclamation** - An explanation sentence can be one word (Wow!) or starts with a how or why when someone is surprised ('What big teeth you have!'). It ends with an exclamation mark.

**Spelling**  

 We are now recapping words covered previously. **Make sure you know** the following by practicing spelling these words (LOOK, COVER WRITE, CHECK) repeat across the page: **The twelve months of the year - January to December.**  
 Challenge: Find out the French spelling for these words!


**English task**  

 Choose a creature from the Rainforest. Don't tell anyone which one you have chosen but **create a riddle** for your creature. *Can your family or friends guess which one it is?* Post your riddle on Google Classroom and see who guesses correctly! It may be useful to create a bank of adjectives and facts about your creature first (or use some of your previous work).  
 For example; **What am I? Floor sweeper, bright creeper, tongue tempter, tight constrictor, sneaky squirmy, sharp toothed danger!**


Maths


**Mental maths**  

 Go to TTRS to practice your times tables. *\*Email your teacher if you have forgotten your log in details.* Pick your favourite pop song and play it. *How many division facts can you write down before the song ends?!* **Tip:** You could use your multiplication facts which you did earlier in the week to help you as the division is the inverse (opposite).

**Maths task**  

**Task One:** Watch this BBC Bitesize clip on how to identify different polygons and try some of the activities in this section.  
<https://www.bbc.co.uk/bitesize/topics/zvmxsbk/articles/z98n4qt> -  
**Task Two: HUNT!**  
*How many polygons can you find around your home and garden? What 2D shape faces can you identify? Try to include some of the following; triangles (three sided shapes), quadrilaterals (4 sided shapes), pentagons (5 sided shapes), hexagons (6 sided shapes), heptagons (7 sided shapes), octagons (8 sided shapes) and so on!* **Record using small, simple sketches using a ruler and tally marks.** **Tip:** A **quadrilateral** shape is a polygon (2D shapes made of three or more straight lines where all the lines connect up) with **four** edges and **four** vertices (corners). Think of Quad bikes (Four wheels!)

Other

**Faith and Wonder**  

 Jesus taught Christians to 'love thy neighbour.' **Who did he mean by neighbour?** Make a list of ideas. Watch this Lego clip on YouTube to help you.  
<https://www.youtube.com/watch?v=L3GJCK4Wy-0&safe=true>  
 Draw a line to separate your page into two halves horizontally. In the first half - show the type of world Jesus wanted. Use pictures, words and symbols. In the second half - show the type of world Jesus didn't want. Use picture, words and symbols.

**Cooking**  

 We have a new episode of Good Cooking on Google Classroom - PIZZA!!! You can make this or check out Mrs Good's other videos - make your own Cheese scones, Pork kebabs or Rock cakes and take a photo to share on Google Classroom! You will find them on your Google Classroom stream or on our school website under the Twitter Feed or in the "News" section.

**PE**  

 Check out Jump Start Jonny's You Tube Workout FREEZE - this song has proved very popular with everybody! Can your parents keep up?!  
[https://www.youtube.com/watch?v=-1Pz\\_R4aaDo&safe=true](https://www.youtube.com/watch?v=-1Pz_R4aaDo&safe=true)

Take care everyone and God Bless.

The Year Four Team x