

Year 5 - Tuesday 19th May and Wednesday 20th May 2020

Hello year fives! We hope that you enjoyed your weekend and this is the last week before half term. This half term seems to have flown by!

Hopefully, you will take part in a class chat this week and will be able to see some videos which we will add to Google Classrooms to support your learning.

English

Reading



I am glad to hear that you enjoyed the Harry Potter comprehension. I have included an Alice in Wonderland one today. Enjoy.

Challenge: Can you add a couple more questions? Think about questions where you have to retrieve information from the text and an inference question.

Questions, questions, questions, in year 5 & 6 it is all about your comprehension. You should have a reading book on the go at all times, reading a bit every day.

Remember at least 2 times a week you need to read to an adult.

Spelling



Words from the year 5 and 6 spelling list:

We have been looking at a range of spellings from the list. These help us cover a range of spelling patterns. Over the next two days, can you look back at these spellings and try and see if you can work out which (but not always) spelling patterns they might be using.

Please post a couple that you work out on Google Classroom.

We will be setting up a Sumdog spelling test for your Thurs/Fri/Monday learning.

English task



Imaginary World Characters - The big question is, who will your children meet? I ask that you only meet a few characters on your travels, to keep things manageable. This does not mean that there is no evidence of a civilisation (shelter/farming/roads etc.). Use the work from your planning map to support your learning. We have included some examples on a separate document.

Think about: what they look like? language? traditions? miserable? aggressive? **placid?** welcoming? intelligent?

Have they ever seen human children before?

Draw the characters that you will meet and annotate based on the questions above.

Do you know what placid means? If not, find out.

Start to think about your first initial meeting with the children.

Bonus task: Favourite character from a computer game/ book/ film

To support your ability to describe a character.

Look at the task above and think about these questions and draw and annotate one of your favourite characters.

Maths

Mental maths



Have a look at the mental workout (19.5.20). There are questions about different areas of maths and we suggest you have 10 minutes to work through as many as you can. We will publish the answers to these after half term.

Please have a go at the **flashback mental maths activity** which is at the beginning of the video we have referred to below in the maths task section. There are five questions to do with decimals, fractions, rounding and reading a clock. All things we have covered before.

(Answers to last week's mental workout.

Record

your

score

of 12.

There is

video on

showing

you

might

have

worked

question

have a

5,

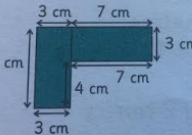
out

look.)

1. $6.9 - 5.3 = 1.5$ and $1.8 + 3.4 = 6.2$ 1 mark

2. $\frac{9}{10} - \frac{6}{10} = \frac{3}{10}$ $\frac{11}{13} - \frac{8}{13} = \frac{3}{13}$ 1 mark

3. $\text{£}2.40 = 240\text{p}$. $240 \div 4 = 60\text{p}$ 1 mark

4.  $3 + 7 + 3 + 7 + 4 + 3 + 7 = 34 \text{ cm}$
2 marks for the correct answer, otherwise 1 mark for the correct working
 $7 \times 3 = 21 \text{ cm}^2$ 1 mark

5. $\frac{9}{15} = \frac{3}{5}$ $\frac{4}{10} = \frac{2}{5}$ $\frac{16}{20} = \frac{4}{5}$ $\frac{6}{30} = \frac{1}{5}$
 $\frac{6}{30}, \frac{4}{10}, \frac{9}{15}, \frac{16}{20}$ a
2 marks for all 4 correct, otherwise 1 mark for converting to a common denominator

6. 10 cm^2 1 mark
 12 cm^2 1 mark

7. $256 - 134 = 122$. $122 \times 9 = 1098$ sausages
2 marks for the correct answer, otherwise 1 mark for the correct working

Maths task

Percentages

Today we are thinking about percentages. Have you heard of percentages before? Where do you find percentages? Did you know the percentage symbol looks like this %?

If you look at the label inside your clothes, you will probably find percentages. If you look at the battery left on a mobile phone, you will again see percentages. Make a list of all the places you can think of where they are. Have a chat with someone at home.

Now have a look at the White Rose website following the link.


<https://whiterosemaths.com/homelearning/year-5/>


You need to go to the bottom of the page and find where it says week 2 (this lesson is taken from work covered before Easter). Click on week 2 and find **lesson 3 about percentages**.


Watch the short video. The beginning of the video has a short flashback mental activity with questions covering areas of maths we have done before. It will get you thinking! Then watch the rest of the video about percentages. The video mentions a worksheet with questions in it. We have included this sheet in our home learning this week and there is an example of it here. We will continue on Thursday.

Understand percentages




1 Complete the sentence for each diagram.

a)  There are parts out of a hundred shaded.
This is %.


b)  There are parts out of a hundred shaded.
This is %.

c)  There are parts out of a hundred shaded.
This is %.

2 Complete the table.

Hundred square	Percentage
	
	
	82%


3 Shade 15% of the hundred square red.
Shade 32% of the hundred square blue.



What percentage of the hundred square is not shaded? %


© White Rose Maths 2015

Page one



Explain your reasoning.

b) What percentage of each bar model is shaded?



_____ %



_____ %

5 Passengers are boarding a plane. The plane has 100 seats.

a) 10% of the seats are already full.

How many passengers are already on the plane?

b) 15% of the seats have not been booked.

How many seats have been booked?

c) How many passengers still need to board the plane?

6 Dexter has £1 to spend. He buys some stickers.

I get 35p change.

What percentage of his money did Dexter spend? %

7 Aisha and Brett have been selling tickets for the school play.

There are 100 seats available.

• On Monday they sold 34% of the tickets.

• On Tuesday they sold 42 tickets.

• By the end of Wednesday, 95% of the tickets had been sold.

How many tickets did they sell on Wednesday?

On Wednesday they sold tickets.

8 Shade 85% of this bar model.

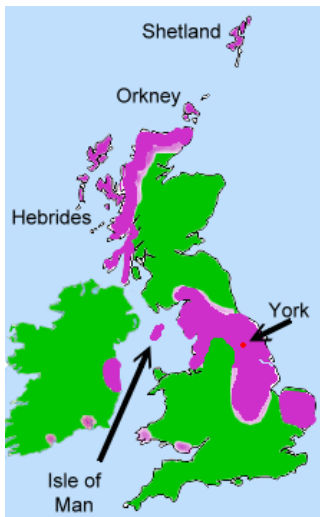


Compare answers with a partner.

Page two

Other

Subject 1: Vikings/geography



So far, we know where the Vikings came from and why. We know that they attacked the Holy island of Lindisfarne and some were fierce warriors. Today we will look at where they invaded and successfully settled.

The areas the Vikings settled in were known as **Danelaw**. It covered an area roughly east of a line on a map joining London and Chester. The Saxons lived South of the line. The Vikings settled in:

- Islands off the coast of Scotland - Shetland, Orkney and The Hebrides
- Around the north and north west coast of Scotland
- Parts of Ireland - Dublin is a Viking city
- The Isle of Man
- Small parts of Wales
- Northumbria (including modern Yorkshire)
- East Anglia
- Leicester, Nottingham, Derby, Stamford and Lincoln

We know where the Vikings settled by looking at the names of places and towns today. Some of the names of places are made of Viking words. For example, places ending in -by meant farm or village, places ending in -thorp(e) meant farms, places ending in -toft meant plot land or site of a house.

Have a look at map of the UK (or use Google maps) and see whether you can locate the areas the Vikings settled using the picture above. Can you then spot any places that have these Vikings words in them? E.g Derby. Have a go at making a list. Can you find at least 5?

If you like, watch the following video to summarise what we have learnt:

<https://www.bbc.co.uk/bitesize/clips/z3gjmb>

Subject 2: Faith and Wonder



People of God - During the summer term we will be focusing on key characters from the Bible.

We are going to start with Moses. Think and discuss what you already know about Moses. Your task is to watch two videos that take us through the first two significant events in the life of Moses. I wonder if you can discuss and retell the story (so far) in more detail after you have watched the videos?

<https://www.youtube.com/watch?v=WToe5mmCqmE> Baby Moses

https://www.youtube.com/watch?v=jD2AJnc5pK0&list=RDCMUCTIThMc v2OFj7KfbOFhLrvq&start_radio=1&t=0 Escape from Egypt

PE

Virtual Sussex School Games. Don't worry if you haven't signed up, you can still submit your scores. You just need to go to the website (see below), click on 'Submit your scores', put in your first name and initial, school: St Margaret's (Littlehampton) and year group. They have us under Littlehampton.

THE SPECSAVERS
'VIRTUAL'
SUSSEX SCHOOL GAMES
2020

Look at your **Gym and Fitness** challenges (see Google classroom to check what they involve and watch the videos). Practise again later in the week to get your best score. **Remember to submit your score before midday on Friday.** <https://www.activesussex.org/virtual/>

Why not have a look at *Google Classroom*?



Have a look at the London quiz on *Google Classrooms*. Can you remember some of the information we learnt about London last term? Don't forget to keep checking *GC* for updates on the stream and videos that might be posted plus amazing work that the class are doing.

Your next learning will be on Thursday 21st May.

Take care everyone x

