





## Easter Holidays ~ Week 2

Dear Year 1,

We hope you had a wonderful Easter weekend with your family.

Here are some more ideas for activities to do together. All of these are optional.

<p><u>Reading</u></p> 	<p>Do you have any books about Easter or spring time? Cuddle up with your family and enjoy story time together. Is it a book you can read by yourself? Read it aloud to your grown up or to a brother or sister.</p>
<p><u>Online Books</u></p> 	<p>You may have read through all of your school books and unfortunately we are unable to change them during this time. But don't worry! You could look for words you know in your story books from home when your grown ups are reading to you. Also there are hundreds of online books to choose from. Oxford owl has a large range of both fiction and non-fiction and is free to join. <a href="http://oxfordowl.co.uk/books/free-ebooks/">oxfordowl.co.uk/books/free-ebooks/</a></p>
<p><u>PSHE</u></p> 	<p>You might have heard your grown ups talking about something called Coronavirus but maybe you don't really understand what that is. Axel Scheffler, (the man who illustrated lots of Julia Donaldson's books like the Gruffalo), has made a special book that children can read with their grown ups to help them understand what is going on. You can download it for free (optional donation to NHS charities) from: <a href="http://www.nosycrow.com">www.nosycrow.com</a></p>
<p><u>Magic Drawing</u></p> 	<p>This website has a really fun idea for how to make some magic drawings. All you need is some kitchen roll, some colouring pens, a plate (white if possible) and some water. (If your grown ups have a sharpie pen/permanent marker, then you can draw the outline of your picture on the top half and it will go through, but if you don't have a permanent marker, just keep the top layer empty and colour your secret picture underneath.) <a href="https://www.learningandexploringthroughplay.com/2020/03/kitchen-roll-magic-drawing-science.html">https://www.learningandexploringthroughplay.com/2020/03/kitchen-roll-magic-drawing-science.html</a></p>

Seesaw App



We love seeing photos on Seesaw of things that you have been doing with your family. If possible, upload a photo and show us what you've been up to - whether its ideas from the homework pages or other things that you have been busy doing.

If you have anything you'd like to ask us, you can email us at [maple@stmargaretsprimary.org.uk](mailto:maple@stmargaretsprimary.org.uk) or [chestnut@stmargaretsprimary.org.uk](mailto:chestnut@stmargaretsprimary.org.uk).

More next week.

Miss Wilson

Mrs Love

Mrs Hendrick